



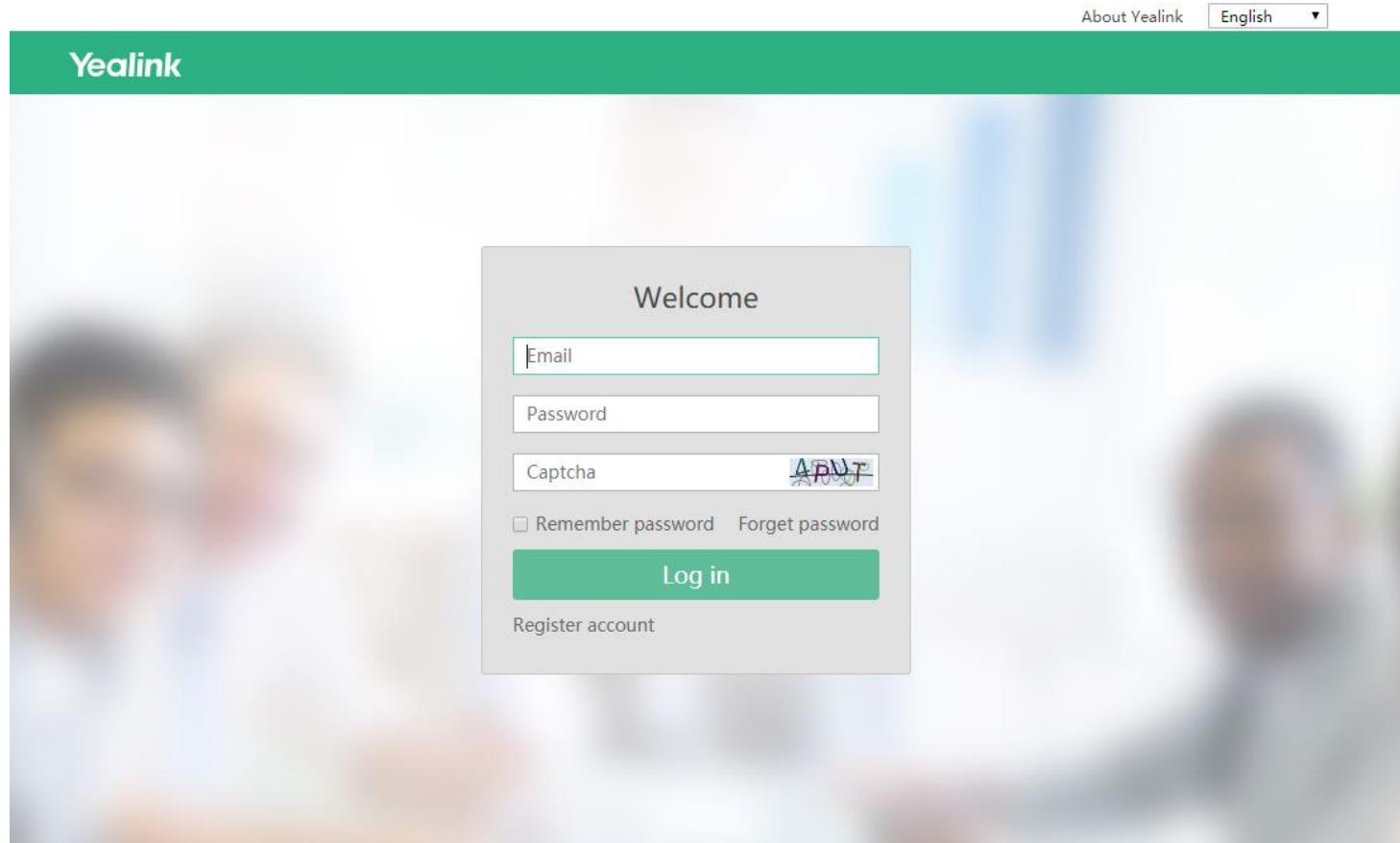
Yealink

How to apply for Yealink license

All Yealink license, including Microsoft (SFB/Teams) licenses and Zoom licenses, can be applied for on Yealink License Management Platform easily and quickly .

The screenshot displays the Yealink License Management Platform interface. The top navigation bar includes the Yealink logo, the text "License Management Platform", and user information such as "English", "xxx@xxx.com", and an "Exit" button. A sidebar on the left contains a "License Management" menu item. The main content area is titled "License List" and features two buttons: "+ New Temporary License" and "+ New Permanent License". Below these buttons is a search and filter section with a search box for "Authorized Co /MAC/Machine ID" and a "Submission Date" range selector. The primary element is a table with the following columns: Order No., Business Type, Order Type, Authorized Co, MAC, Machine ID, Status, Submission Date, Approved Date, Approver, and Action. The table is currently empty.

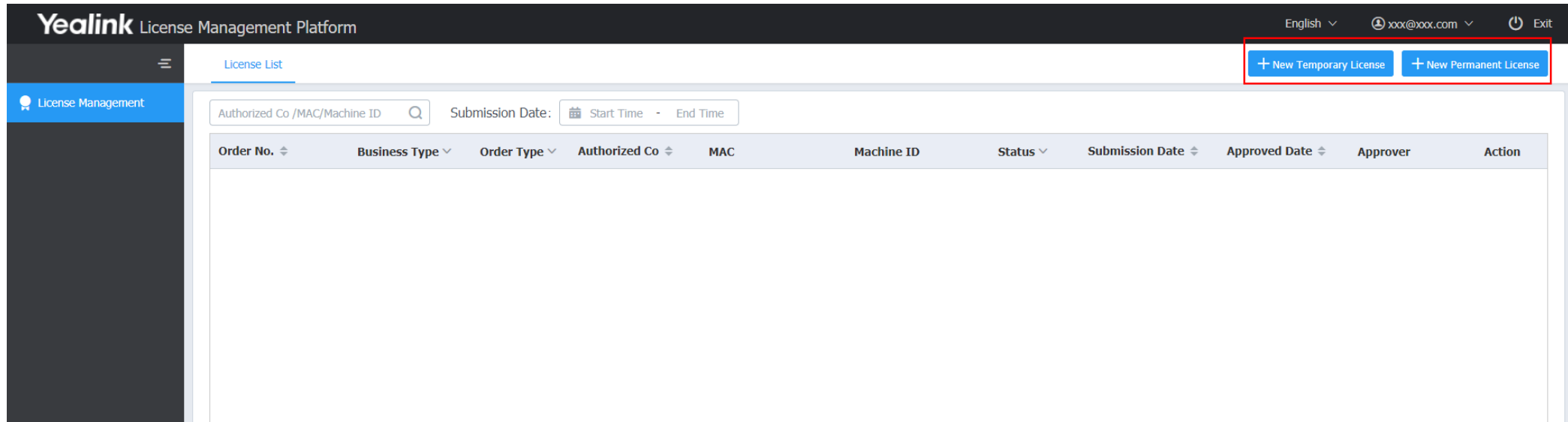
Log in Yealink License Management Platform <https://license.yealink.com/>.



If you don't have an account, please click <https://sso.yealink.com/register> to register it. Then you can enjoy Yealink service!

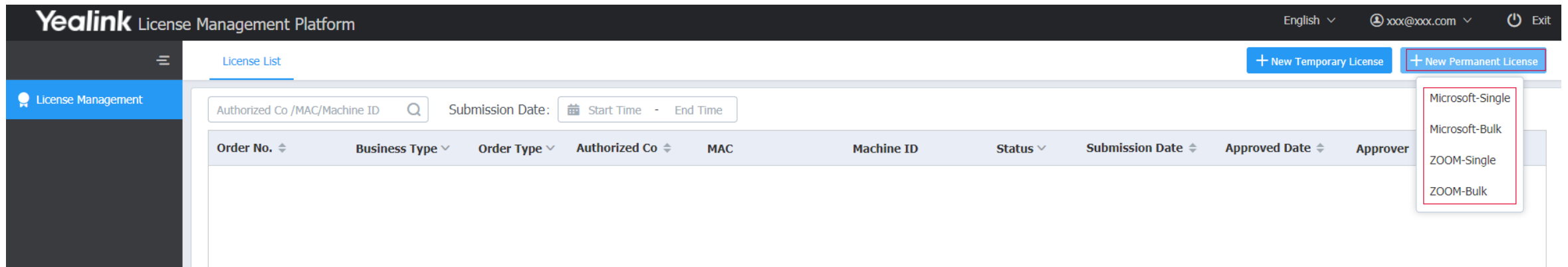
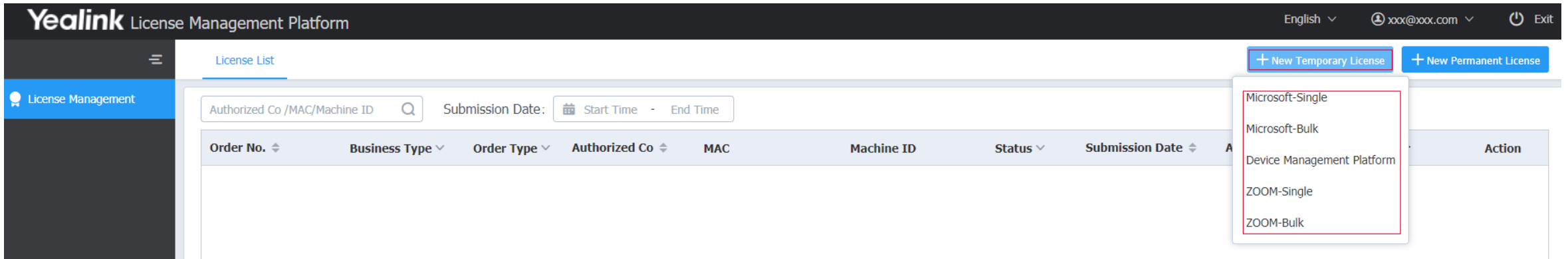
See more info about how to apply for a Yealink support account on <http://support.yealink.com/faq/faqInfo?id=678>.

After the login, click **New Temporary License** to apply for 30-day, 90-day and 180-day trial licenses; click **New Permanent License** to apply for permanent licenses.



How to apply for Yealink license

You can apply for temporary and permanent Microsoft and Zoom licenses individually or in bulk.



There are 3 types of **temporary** licenses.

* Valid time	Please Choose ^
Authorized Co	30 days
	90 days
Email	180 days (needs to be approved)

For each account, the first two times application of 30-day and 90-day temporary licenses will be approved automatically.

180-day temporary licenses always need to be approved manually. Yealink will respond within 3 work days.

Now let's take a **Microsoft Teams 30-day temporary license** for example.

Single application

×

New Temporary License

Business Type: Microsoft Order Type: Temporary Submission Date: 2020-03-04 17:58

*MAC	<input type="text" value="0015658dba54"/>
*Edition	<input type="text" value="Skype for Business"/>
*Model	<input type="text" value="SIP-T46G"/>
*Valid time	<input type="text" value="30 days"/>
Authorized Co	<input type="text" value="xxx Technology"/>
Email	<input type="text" value="xxx@xxx.com"/>
Remark	<input type="text" value="this is for xxx project"/>

Tips - Contact resellers to purchase Teams/SFB Edition Phone directly, no need to apply license anymore

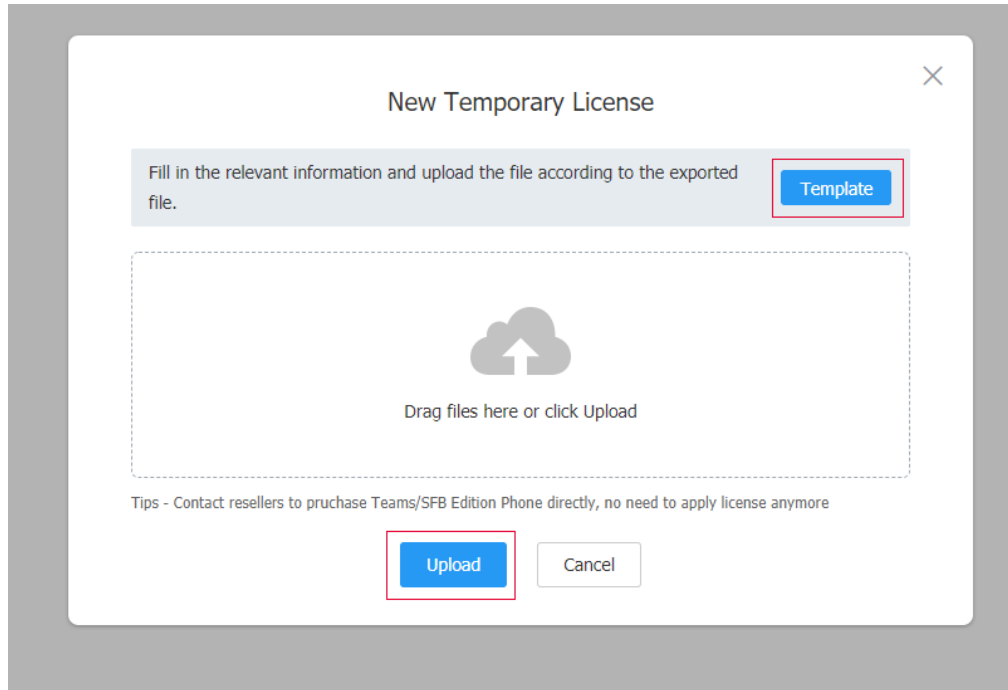
Choose Microsoft Teams or Skype for Business here.

Choose 30 days/90 days/180 days here.

If you haven't purchased the phones yet, you can buy Teams or SFB edition phones directly without applying for the license.

Bulk application

Download the template first. After finish the template, click the **Upload** to upload it.




	A	B
1	Edition (Mandatory):	Microsoft Teams
2	Expiry Date (Mandatory):	test(30days)
3	Authorized Co:	xxx technology
4	Email (License will automatically send after the order is generated):	xxx@xxx.com
5	Remark:	This is for xxx project
6	tip: The unlimited license requires approval.	
7	MAC (Mandatory)	Model (Mandatory)
8	805ec0a3458b	SIP-T58A
9	805ec03d57f1	SIP-T48S
10		

Template

How to apply for Yealink license

When your application is approved, you can see download icon. Click it to download the license.

The screenshot displays the Yealink License Management Platform interface. At the top, the header includes the Yealink logo, the text "License Management Platform", and user information such as "English", "xxx@xxx.com", and an "Exit" button. Below the header, there are two buttons: "+ New Temporary License" and "+ New Permanent License". The main content area features a search bar for "Authorized Co /MAC/Machine ID" and a "Submission Date" filter. A table lists license details, with the "Action" column containing a download icon (a square with a downward arrow) that is highlighted with a red box. The table has the following data:

Order No.	Business Type	Order Type	Authorized Co	MAC	Machine ID	Status	Submission Date	Approved Date	Approver	Action
202003040126fb	Microsoft	Temporary	xxx Technology	0015658DBA54	--	Approved	2020-03-04 18:07	2020-03-04 18:07	system	

Yealink | Thank You!

Ticket: <https://ticket.yealink.com/>

Web Support: <https://support.yealink.com>